


UNI-SWC

Guía de instalación

Información sobre el producto

- El UNI-SWC permite el control de una unidad de radio original por los mandos en el volante para una amplia gama de vehículos. Por favor, vea la lista de vehículos que son compatibles con esta interfaz
- UNI-SWC es compatible con el Alpine, Blaupunkt, Becker, Clarion, JVC, Kenwood, LG, Panasonic, Pioneer, Sony y unidades de la radio con Zenec del mercado de accesorios compatibilidad de entrada. Para cada marca de la radio es necesario un cable de conexión con la interfaz que se vende por separado.

Conexión al vehículo



1. Retire y desconecte la unidad de radio original.
2. Conecte el cable con la interfaz de UNI-SWC.
3. Ajuste el interruptor DIP en la posición correcta; interfaces UNI (ver figura abajo).
Los micro interruptores deben configurarse específicamente para el vehículo que se están en montaje.
Ver el respectivo coche en la lista de diagramas específicos.

NOTA: Los fabricantes de automóviles pueden cambiar las especificaciones sin previo aviso de conexión. Asegúrese que los cables estén correctamente ubicados antes de comenzar la instalación.


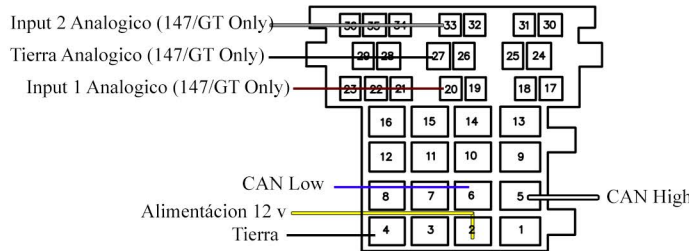




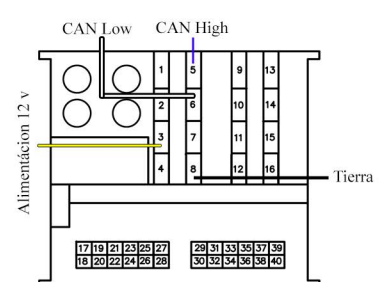
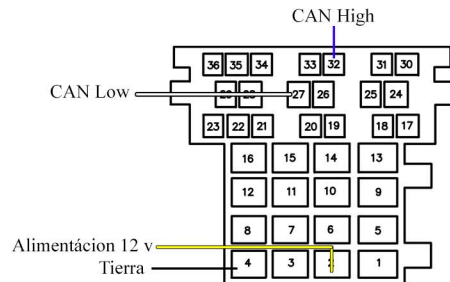

Figure 1 - UNI-SWC Dipswitches

Todos los conectores se muestran en el lado de la terminal y no en el extremo del cable

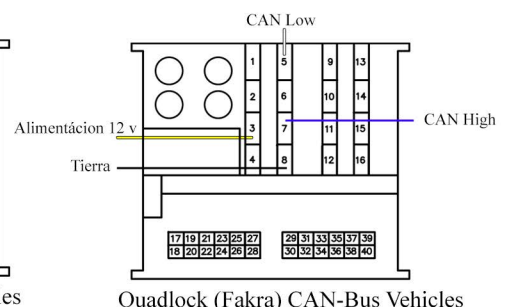
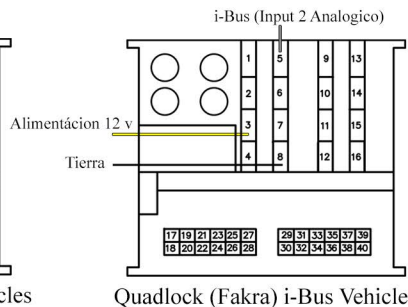
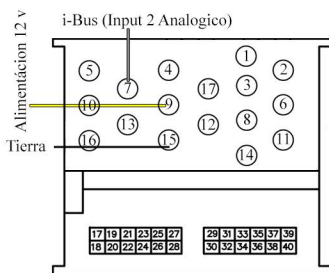


Make	Model	ANALOGUE	MENU	Dipswitch Number								Analogue Feeds					Features Supported					
				S1	S2	S3	S4	S5	S6	S7	S8 (For Pioneer AVIC Range)	IGN	ILLUM	REVERSE	SPEED	PARK	VOL +	VOL -	TRK +	TRK -	PRE +	PRE -
Alfa Romeo	147/GT	Yes	No	ON	ON	ON	ON	ON		ON	YES	YES	YES	YES	YES	YES	YES	YES	YES	YES	YES	YES
	159 2005>/Brera 2006>	No	No	ON	ON	ON	ON	ON		ON	YES	YES	YES	YES	YES	YES	YES	YES	YES	YES	YES	YES
	Mito 2008>	No	No	ON	ON	ON	ON	ON		ON	YES	YES	YES	YES	YES	YES	YES	YES	YES	YES	YES	YES



Make	Model	ANALOGUE	MENU	Dipswitch Number								Analogue Feeds					Features Supported					
				S1	S2	S3	S4	S5	S6	S7	S8 (For Pioneer AVIC Range)	IGN	ILLUM	REVERSE	SPEED	PARK	VOL +	VOL -	TRK +	TRK -	PRE +	PRE -
Audi	A3 2003>, A4 2005>, TT 2006> Non MMI Models	No	No	ON	ON	ON	ON	ON		ON	YES	YES	YES	YES	YES	YES	YES	YES	YES	YES	YES	YES




Make	Model	ANALOGUE	MENU	Dipswitch Number								Analogue Feeds					Features Supported					
				S1	S2	S3	S4	S5	S6	S7	S8 (For Pioneer AVIC Range)	IGN	ILLUM	REVERSE	SPEED	PARK	VOL +	VOL -	TRK +	TRK -	PRE +	PRE -
BMW	CAN-Bus -1 Series (E81,82,87,88), 3 Series (E90,91,92,93), 5 Series (E60), Mini (R56)	No	No	ON	ON	ON	ON	ON		ON	YES	YES	YES	YES	YES	YES	YES	YES	YES	YES	YES	YES
	iBus - 3 Series (E46), 5 Series (E39), X3 (E83), X5 (E53), Mini	No	No	ON	ON	ON	ON	ON		ON	NO	NO	NO	NO	NO	YES	YES	YES	YES	YES	YES	YES

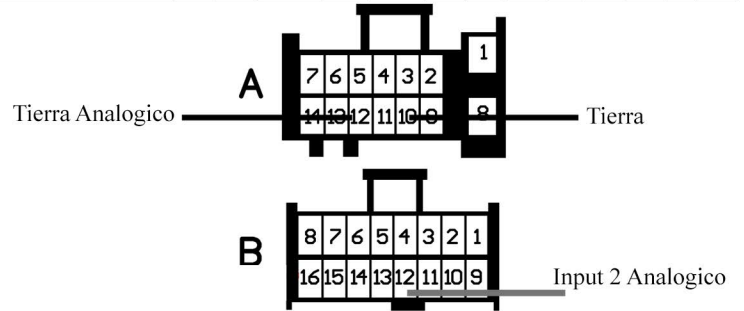


Todos los conectores se muestran en el lado de la terminal y no en el extremo del cable



Make	Model	ANALOGUE	MENU	Dipswitch Number								Analogue Feeds					Features Supported						
				S1	S2	S3	S4	S5	S6	S7	S8 (For Pioneer AVIC Range)	IGN	ILLUM	REVERSE	SPEED	PARK	VOL +	VOL -	TRK +	TRK -	PRE +	PRE -	SRC
Chevrolet	Captiva 2006>	Yes	No	ON	ON	ON	ON	ON	ON	ON	ON	NO	NO	NO	NO	NO	YES	YES	YES	YES	YES	YES	YES




Captiva 2006>




Make	Model	ANALOGUE	MENU	Dipswitch Number								Analogue Feeds					Features Supported						
				S1	S2	S3	S4	S5	S6	S7	S8 (For Pioneer AVIC Range)	IGN	ILLUM	REVERSE	SPEED	PARK	VOL +	VOL -	TRK +	TRK -	PRE +	PRE -	SRC
Fiat	Marea 97>, Brava, Bravo 1995>	Yes	No	ON	ON	ON	ON	ON	ON	ON	ON	NO	NO	NO	NO	NO	YES	YES	YES	YES	YES	YES	YES
	Bravo 2007>	No	No	ON	ON	ON	ON	ON	ON	ON	ON	YES	YES	YES	YES	YES	YES	YES	YES	YES	YES	YES	YES
	Panda 2007>	Yes	No	ON	ON	ON	ON	ON	ON	ON	ON	YES	YES	YES	YES	YES	YES	YES	YES	YES	YES	YES	YES
	Punto 2005>, 500 2007>	No	No	ON	ON	ON	ON	ON	ON	ON	ON	YES	YES	YES	YES	YES	YES	YES	YES	YES	YES	YES	YES




Marea 1997>
Brava / Bravo 1995-2007



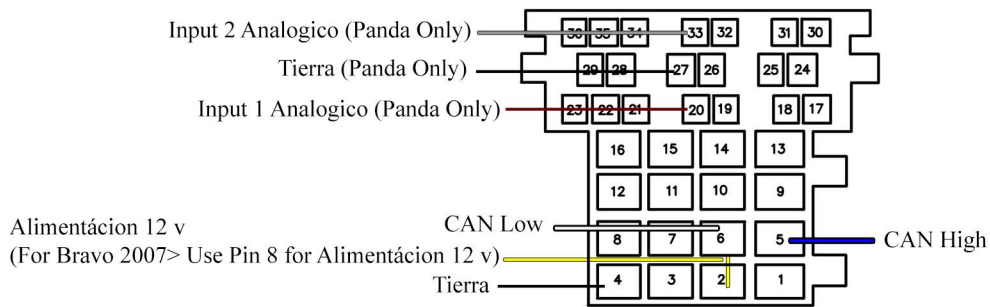
Bravo 2007>




Panda 2007>



Punto 2006>
500 2007>



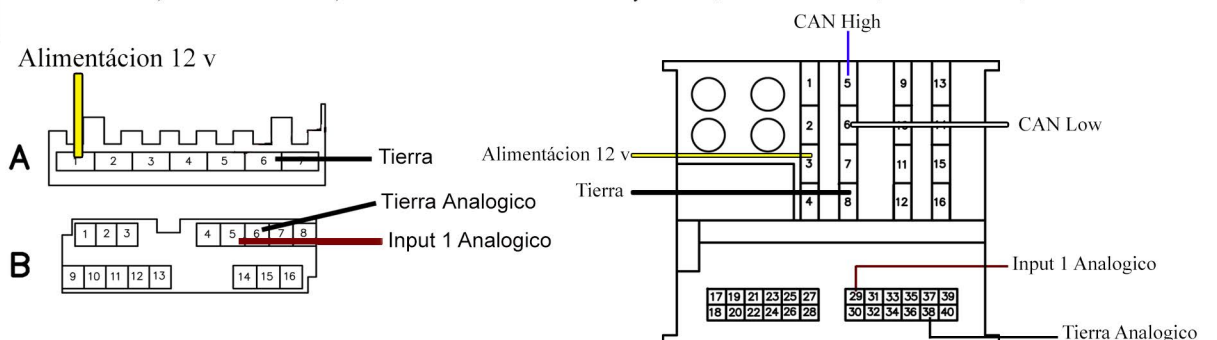
Make	Model	ANALOGUE	MENU	Dipswitch Number								Analogue Feeds					Features Supported						
				S1	S2	S3	S4	S5	S6	S7	S8 (For Pioneer AVIC Range)	IGN	ILLUM	REVERSE	SPEED	PARK	VOL +	VOL -	TRK +	TRK -	PRE +	PRE -	SRC
Ford	C-Max 2004>, Fiesta 2005-2008, Focus 2004>, Fusion 2005>, Galaxy 2006>, Mondeo 2004>, S-Max 2006>, Transit 2005>	Yes	No	ON	ON	ON	ON	ON	ON	ON	ON	YES	LOOM	YES	YES	PRO SPEED	YES	YES	YES	YES	YES	YES	YES
	Fiesta <2003, Focus <2004, Galaxy <2006, Mondeo <2004, Puma 1997-2002, Transit 1996-2005	Yes	No	ON	ON	ON	ON	ON	ON	ON	ON	NO	NO	NO	NO	NO	YES	YES	YES	YES	YES	YES	YES



Fiesta <2003, Focus <2004, Galaxy <2006
Mondeo <2004, Puma 1997-2002, Transit 1996-2005




C-Max 2004>, Fiesta 2005-2008, Focus 2004>, Fusion 2005>, Galaxy 2006>, Mondeo 2004>, S-Max 2006>, Transit 2005>



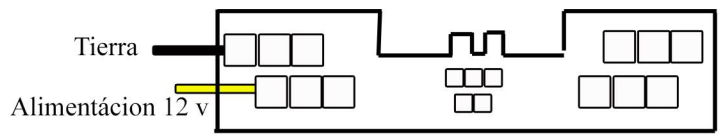
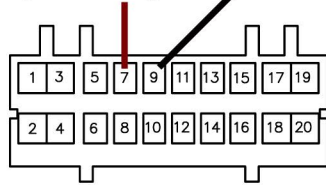
Todos los conectores se muestran en el lado de la terminal y no en el extremo del cable

Make	Model	Dipswitch Number								Analogue Feeds					Features Supported									
		ANALOGUE	MENU	S1	S2	S3	S4	S5	S6	S7	S8 (For Pioneer AVIC Range)	IGN	ILLUM	REVERSE	SPEED	PARK	VOL +	VOL -	TRK +	TRK -	PRE +	PRE -	SRC	MUTE
Honda	Civic Hybrid 2005>, CRV 1999>, Fit 2007>, Jazz 2008>, S2000 1999>	Yes	N/A	ON	ON	ON	ON	ON	ON	ON	ON	NO	NO	NO	NO	NO	YES	YES	YES	YES	YES	YES	YES	YES




All Models

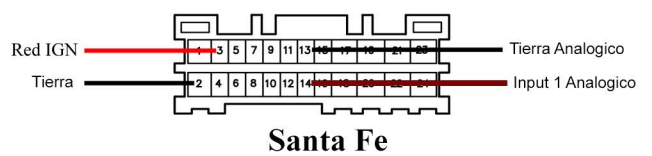
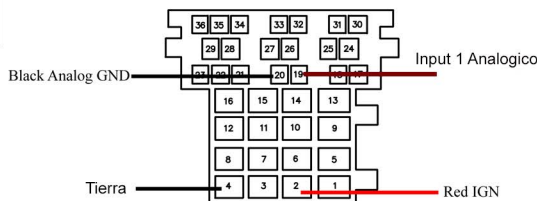
Input 1 Analógico Tierra Analógico



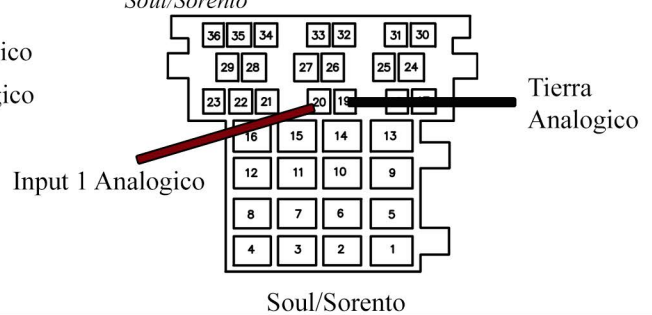
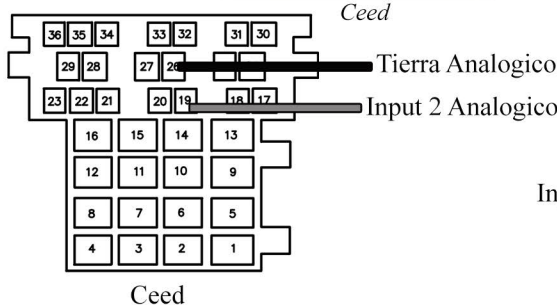
Make	Model	Dipswitch Number								Analogue Feeds					Features Supported									
		ANALOGUE	MENU	S1	S2	S3	S4	S5	S6	S7	S8 (For Pioneer AVIC Range)	IGN	ILLUM	REVERSE	SPEED	PARK	VOL +	VOL -	TRK +	TRK -	PRE +	PRE -	SRC	MUTE
Hyundai	i10 2008>, i20 2008>, i30 2007>, Santa Fe 2005-2007	Yes	No					ON			ON	NO	NO	NO	NO	NO	YES	YES	YES	YES	YES	YES	YES	YES



All Models

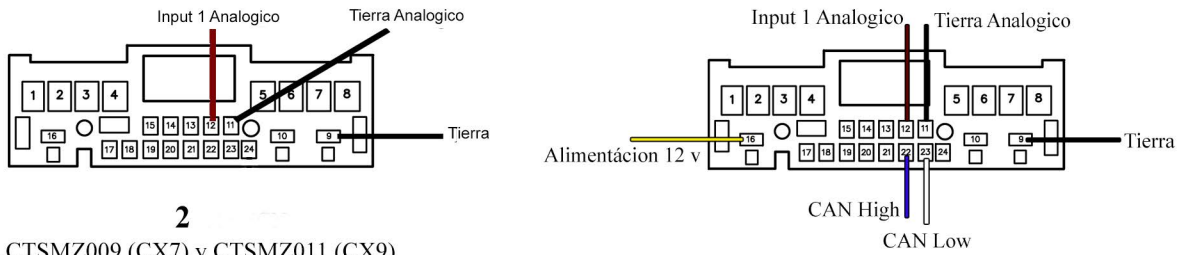




Make	Model	Dipswitch Number								Analogue Feeds					Features Supported									
		ANALOGUE	MENU	S1	S2	S3	S4	S5	S6	S7	S8 (For Pioneer AVIC Range)	IGN	ILLUM	REVERSE	SPEED	PARK	VOL +	VOL -	TRK +	TRK -	PRE +	PRE -	SRC	MUTE
Kia	Ceed 2007-2009 Soul 2007>, Sorento 2009>	Yes	N/A	ON	ON	ON	ON	ON	ON	ON	ON	NO	NO	NO	NO	NO	YES	YES	YES	YES	YES	YES	YES	YES



Todos los conectores se muestran en el lado de la terminal y no en el extremo del cable

Make	Model	Dipswitch Number								Analogue Feeds					Features Supported									
		ANALOGUE	MENU	S1	S2	S3	S4	S5	S6	S7	S8 (For Pioneer AVIC Range)	IGN	ILLUM	REVERSE	SPEED	PARK	VOL +	VOL -	TRK +	TRK -	PRE +	PRE -	SRC	MUTE
Mazda	2 2007>	Yes	No	ON	ON					ON	NO	NO	NO	NO	NO	YES	YES	YES	YES				YES	YES
	3 2004>	Yes	No	ON	ON	ON	ON				LOOM	LOOM	NO	NO	NO	YES	YES	YES	YES				YES	YES
	6 2007>	Yes	No	ON			ON				LOOM	LOOM	NO	NO	NO	YES	YES	YES	YES	YES	YES	YES	YES	YES
	CX7 2008>, CX9 2007>	Yes	Yes (1)	ON			ON				LOOM	LOOM	NO	NO	NO	YES	YES	YES	YES	YES	YES	YES	YES	YES

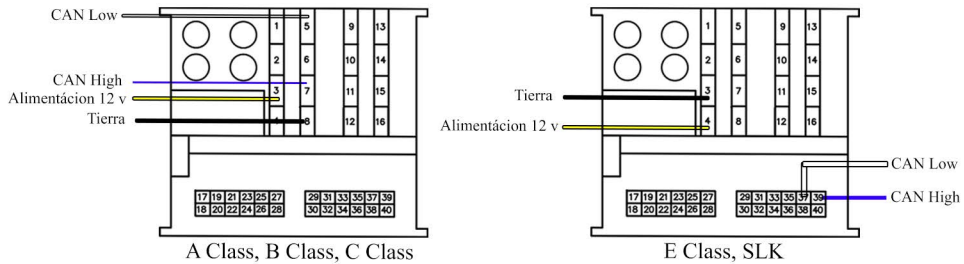


(1) Consulte las instrucciones CTSMZ009 (CX7) y CTSMZ011 (CX9) en www.connects2.com para cambiar la información del menú


Vehicle Make	Vehicle Model	Dipswitch Number							Analogue Feeds					Features Supported									
		1	2	3	4	5	6	7	8 (For Pioneer AVIC range only)	IGN	ILLUM	REV	SPEED	PARK	VOL +	VOL -	TRK +	TRK -	PRE +	PRE -	SRC	MUTE	
Mercedes	A Class(W169) B Blass(W245) C-Class (W203)	ON	ON	ON	ON	ON	ON	ON	YES	YES	YES	YES	YES	YES	YES	YES	YES	YES					



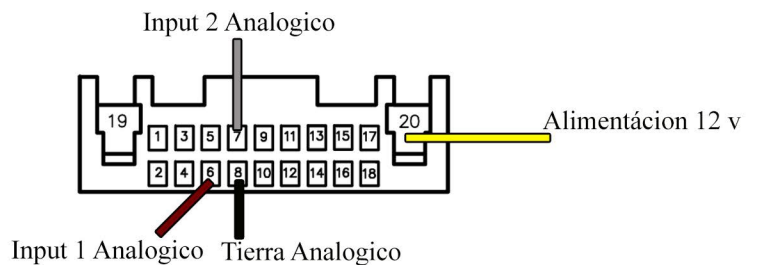
All Models



Make	Model	Dipswitch Number								Analogue Feeds					Features Supported									
		ANALOGUE	MENU	S1	S2	S3	S4	S5	S6	S7	S8 (For Pioneer AVIC Range)	IGN	ILLUM	REVERSE	SPEED	PARK	VOL +	VOL -	TRK +	TRK -	PRE +	PRE -	SRC	MUTE
Nissan	Qashqai 2007>, X-Trail 2009>	Yes	No			ON	ON			ON	NO	NO	NO	NO	NO	YES	YES	YES	YES				YES	YES




All Models



Todos los conectores se muestran en el lado de la terminal y no en el extremo del cable

Make	Model	Dipswitch Number								Analogue Feeds					Features Supported										
		ANALOGUE	MENU	S1	S2	S3	S4	S5	S6	S7	S8 (For Pioneer AVIC Range)	IGN	ILLUM	REVERSE	SPEED	PARK	VOL +	VOL -	TRK +	TRK -	PRE +	PRE -	SRC	MUTE	
Peugeot	207 2006>, 307 2005>, 308 2007>, 407 2004>, 607 2004>, 807> 2005>	No	Yes (2)	ON				ON	ON		ON	YES	YES	YES	YES	YES	YES	YES	YES	YES	YES	YES	YES	YES	YES
	206 1998-2002, 306 <2002	Yes	No	ON							ON	NO	NO	NO	NO	NO	YES	YES	YES	YES	YES	YES	YES	YES	YES

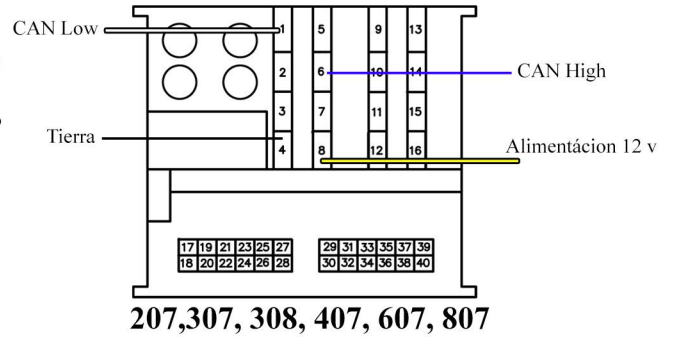
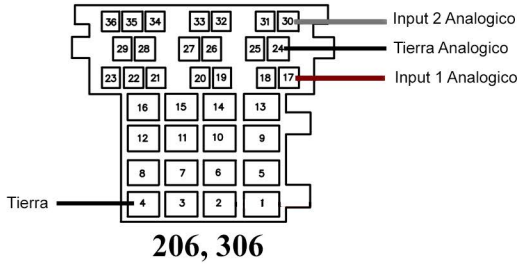
(2) Consulte las instrucciones CTSPG007 en www.connects2.com para cambiar la información del menú



206 1998-2002, 306 <2002



207, 307, 308, 407, 607, 807



Make	Model	Dipswitch Number								Analogue Feeds					Features Supported									
		ANALOGUE	MENU	S1	S2	S3	S4	S5	S6	S7	S8 (For Pioneer AVIC Range)	IGN	ILLUM	REVERSE	SPEED	PARK	VOL +	VOL -	TRK +	TRK -	PRE +	PRE -	SRC	MUTE
Renault	Clio 2005>, Laguna 2005>, Megane 2005-2009, Modus 2005>, Scenic 2005>	No	No			ON	ON	ON		ON	LOOM	LOOM	LOOM	LOOM	NO	YES	YES	YES	YES	YES	YES	YES	YES	YES
	Megane 2009>	No	Yes (3)					ON	ON	ON	YES	YES	YES	YES	PRO SPEE	YES	YES	YES	YES	YES	YES	YES	YES	YES

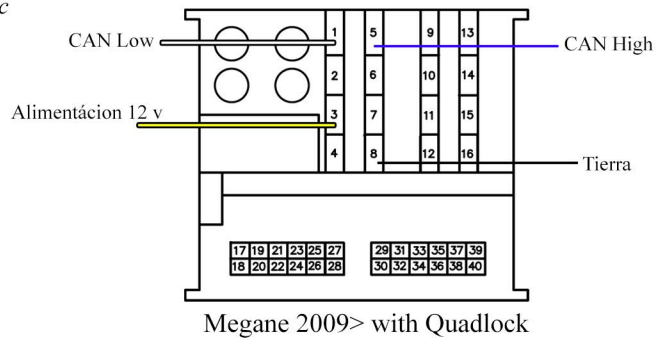
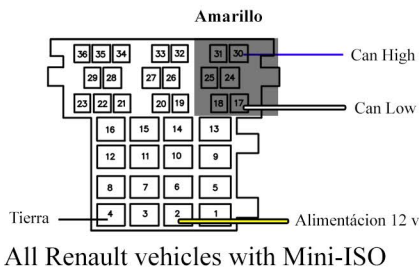
(3) Consulte las instrucciones CTSRN006 en www.connects2.com para cambiar la información del menú



Clio, Laguna, Megane 2005-2009, Modus, Scenic



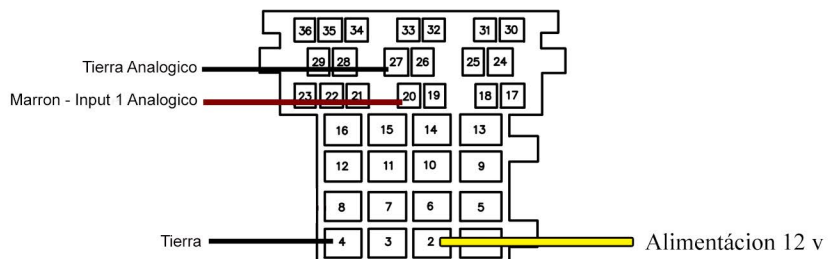
Megane 2009>



Make	Model	Dipswitch Number								Analogue Feeds					Features Supported									
		ANALOGUE	MENU	S1	S2	S3	S4	S5	S6	S7	S8 (For Pioneer AVIC Range)	IGN	ILLUM	REVERSE	SPEED	PARK	VOL +	VOL -	TRK +	TRK -	PRE +	PRE -	SRC	MUTE
Rover	25 <2005, 45 <2005, 75 1999-2005	Yes	No					ON			ON	NO	NO	NO	NO	NO	YES	YES	YES	YES				YES

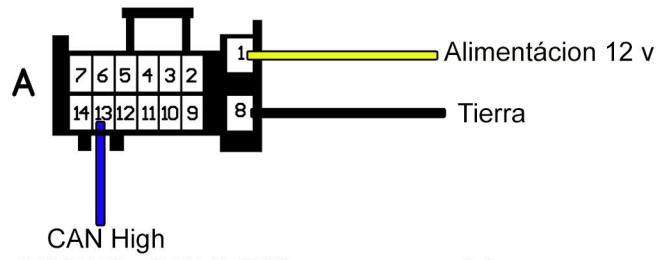


All Models



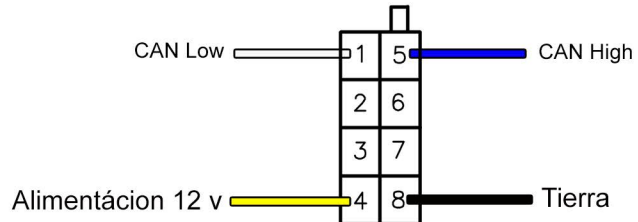
Todos los conectores se muestran en el lado de la terminal y no en el extremo del cable

Make	Model	ANALOGUE	MENU	Dipswitch Number								Analogue Feeds					Features Supported													
				S1	S2	S3	S4	S5	S6	S7	S8 (For Pioneer AVIC Range)	IGN	ILLUM	REVERSE	SPEED	PARK	VOL +	VOL -	TRK +	TRK -	PRE +	PRE -	SRC	MUTE						
Saab	9-3 2008>	No	No	ON	ON	ON	ON	ON	ON	ON	ON	ON	ON	ON	YES	YES	YES	YES	RO	SPEE	YES	YES	YES	YES						

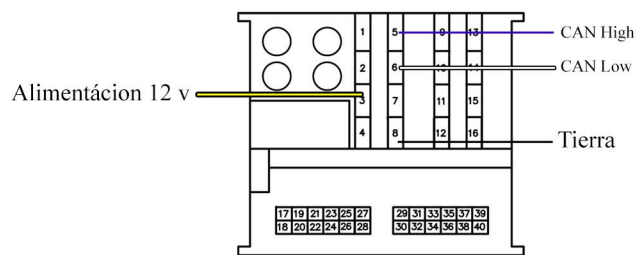


(Una única conexión de CANBUS , CAN "LOW" no es necesario)

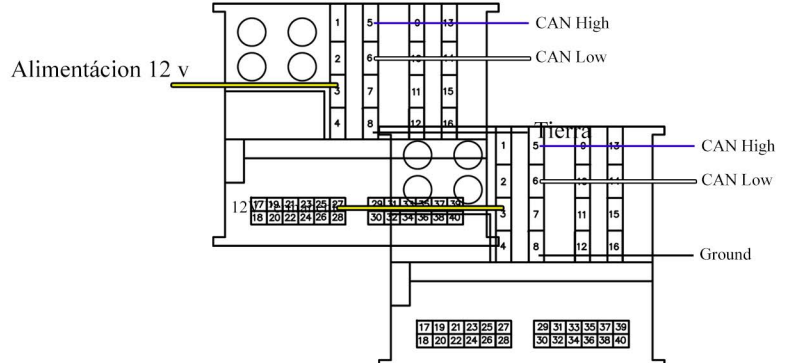

Make	Model	ANALOGUE	MENU	Dipswitch Number								Analogue Feeds					Features Supported												
				S1	S2	S3	S4	S5	S6	S7	S8 (For Pioneer AVIC Range)	IGN	ILLUM	REVERSE	SPEED	PARK	VOL +	VOL -	TRK +	TRK -	PRE +	PRE -	SRC	MUTE					
Scania	R420 2008	No	No	ON										LOOM	YES	YES	YES	RO	SPEE	YES	YES	YES	YES	YES	YES	YES	YES	YES	YES



Make	Model	ANALOGUE	MENU	Dipswitch Number								Analogue Feeds					Features Supported												
				S1	S2	S3	S4	S5	S6	S7	S8 (For Pioneer AVIC Range)	IGN	ILLUM	REVERSE	SPEED	PARK	VOL +	VOL -	TRK +	TRK -	PRE +	PRE -	SRC	MUTE					
Seat	Altea 2005>, Ibiza 2005>, Leon 2005>, Toledo 2005>	No	No	ON	ON									YES	YES	YES	YES	YES	YES	YES	YES	YES	YES	YES	YES	YES	YES	YES	YES




Make	Model	ANALOGUE	MENU	Dipswitch Number								Analogue Feeds					Features Supported												
				S1	S2	S3	S4	S5	S6	S7	S8 (For Pioneer AVIC Range)	IGN	ILLUM	REVERSE	SPEED	PARK	VOL +	VOL -	TRK +	TRK -	PRE +	PRE -	SRC	MUTE					
Skoda	Fabia 2007>, Octavia 2005>, Roomster 2005>, Superb 2004>	No	No	ON	ON									YES	YES	YES	YES	YES	YES	YES	YES	YES	YES	YES	YES	YES	YES	YES	YES

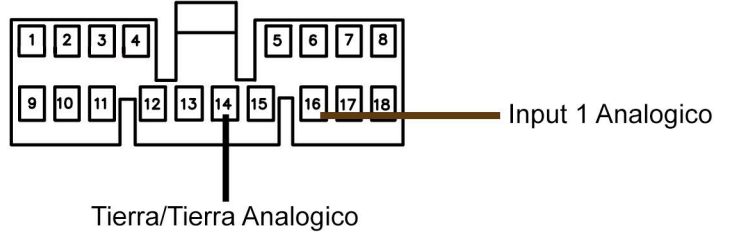


Todos los conectores se muestran en el lado de la terminal y no en el extremo del cable

Make	Model	Dipswitch Number								Analogue Feeds					Features Supported								
		ANALOGUE	MENU	S1	S2	S3	S4	S5	S6 S7 S8 (For Pioneer AVIC Range)	IGN	ILLUM	REVERSE	SPEED	PARK	VOL +	VOL -	TRK +	TRK -	PRE +	PRE -	SRC	MUTE	
Ssangyong	Rexton 2003>	Yes	No				ON	ON			NO	NO	NO	NO	NO	YES	YES	YES	YES			YES	YES



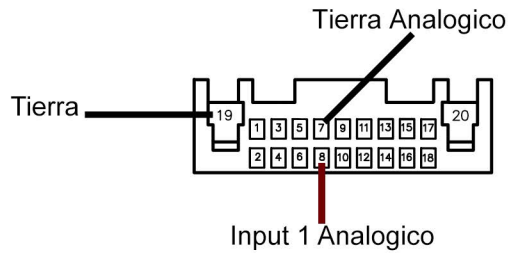
Rexton 2003>



Make	Model	Dipswitch Number								Analogue Feeds					Features Supported								
		ANALOGUE	MENU	S1	S2	S3	S4	S5	S6 S7 S8 (For Pioneer AVIC Range)	IGN	ILLUM	REVERSE	SPEED	PARK	VOL +	VOL -	TRK +	TRK -	PRE +	PRE -	SRC	MUTE	
Subaru	Forester 2007>, Impreza 2007>	Yes	No	ON				ON	ON		NO	NO	NO	NO	NO	YES	YES	YES	YES			YES	YES



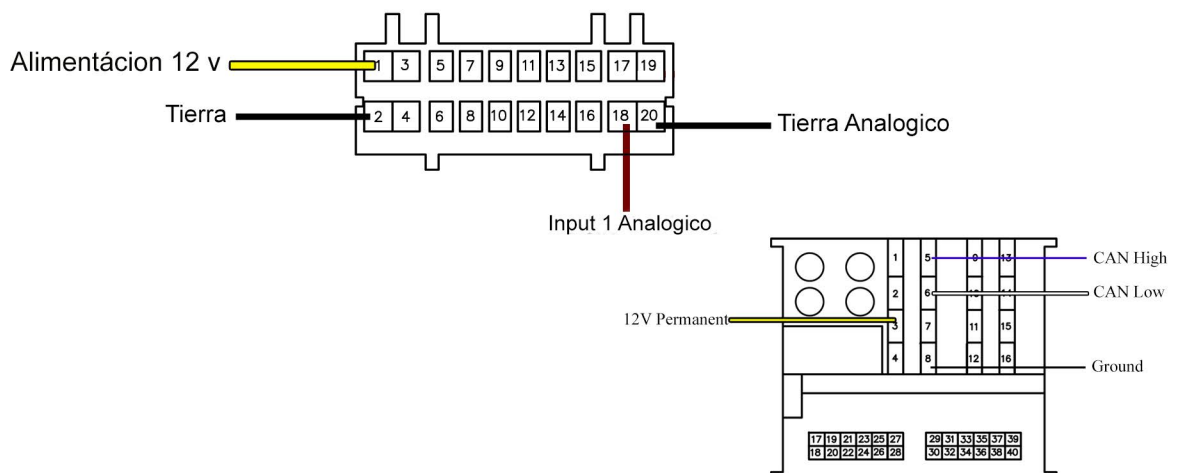
Forester 2007>
Impreza 2007>



Make	Model	Dipswitch Number								Analogue Feeds					Features Supported								
		ANALOGUE	MENU	S1	S2	S3	S4	S5	S6 S7 S8 (For Pioneer AVIC Range)	IGN	ILLUM	REVERSE	SPEED	PARK	VOL +	VOL -	TRK +	TRK -	PRE +	PRE -	SRC	MUTE	
Suzuki	Swift 2006>, Vitara 2005>	Yes	No	ON			ON				NO	NO	NO	NO	NO	YES	YES	YES	YES			YES	YES





Swift 2006>, Vitara 2005>

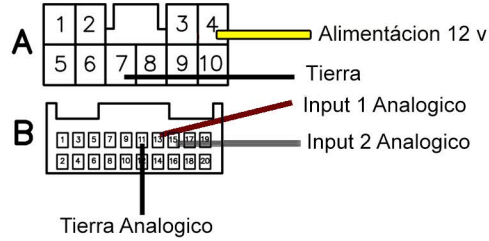


Todos los conectores se muestran en el lado de la terminal y no en el extremo del cable

Make	Model	ANALOGUE	MENU	Dipswitch Number								Analogue Feeds					Features Supported							
				S1	S2	S3	S4	S5	S6	S7	S8 (For Pioneer AVIC Range)	IGN	ILLUM	REVERSE	SPEED	PARK	VOL +	VOL -	TRK +	TRK -	PRE +	PRE -	SRC	MUTE
Toyota	Avensis, Corolla, RAV4, Yaris 2001>	Yes	N/A	ON	ON	ON	ON				ON	NO	NO	NO	NO	NO	YES	YES	YES	YES			YES	YES



All Models



Make	Model	ANALOGUE	MENU	Dipswitch Number								Analogue Feeds					Features Supported							
				S1	S2	S3	S4	S5	S6	S7	S8 (For Pioneer AVIC Range)	IGN	ILLUM	REVERSE	SPEED	PARK	VOL +	VOL -	TRK +	TRK -	PRE +	PRE -	SRC	MUTE
Vauxhall	CAN-Bus - Agila <2004>, Antara <2006>, Astra <2004>, Corsa <2005>, Signum <2004>, Tigra <2005>, Vectra <2004>, Zafira <2005>	No	Yes		ON	ON	ON	ON			ON	YES	YES	YES	YES	PRO SPEED	YES	YES	YES	YES	YES	YES		YES
	Analogue - Agila <2004, Astra <2004, Corsa <2004, Omega <2004, Vectra <2004, Zafira <2004	Yes	No		ON	ON	ON			ON	NO	NO	NO	NO	NO	YES	YES	YES	YES	YES	YES		YES	

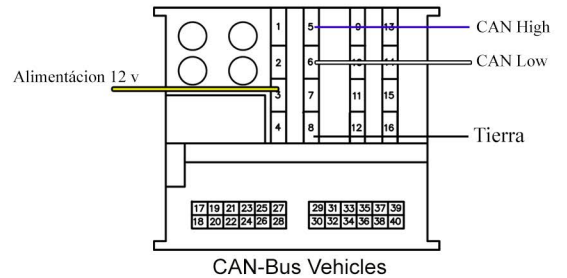
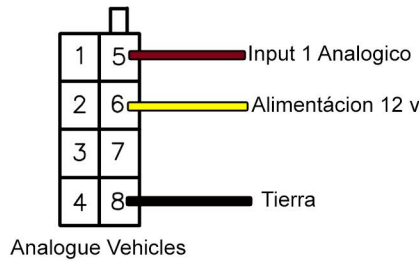
(4) Consulte las instrucciones CTSVX002 en www.connects2 para cambiar la información del menú



Analogue Vehicles



CAN-Bus Vehicles



Make	Model	ANALOGUE	MENU	Dipswitch Number								Analogue Feeds					Features Supported							
				S1	S2	S3	S4	S5	S6	S7	S8 (For Pioneer AVIC Range)	IGN	ILLUM	REVERSE	SPEED	PARK	VOL +	VOL -	TRK +	TRK -	PRE +	PRE -	SRC	MUTE
	Eos <2006>, Golf <2004>, Jetta <2004>, Passat <2004>, Polo <2004>, Scirocco <2008>, Tiguan <2007>, Touran <2004>	No	No	ON	ON	ON	ON			ON	YES	YES	YES	YES	YES	YES	YES	YES	YES	YES				YES
	VW Touareg <2003>	No	No	ON	ON			ON		ON	YES	YES	YES	YES	YES	YES	YES							



Eos, Golf, Jetta, Passat, Polo, Scirocco, Tiguan, Touran



Touareg

